

25 CURVED - H2525C

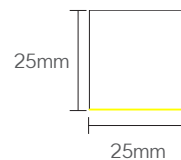


Key Features


- 300mm minimum bend radius
- Even Illumination
- Clip on diffuser for easy installation
- Direct Illumination
- Typical length is 2.5m (longer lengths available on request)
- Other RAL colours available on request
- SELV LED Engine
- Complies with relevant Australian Standards

Dimensions

Profile




Colour Options



Mounting

Surface Mounted (S) Wire Pendant (P)
Rod Pendant (D)



Code

Example: H2525C - S108030ODD010 - 2400

Code	Mounting	Power	CRI	CCT	Optics	Driver	Finish	Length
H2525C	S Surface Mounted	5 4.8W/m 243lm/m	80 CRI>80	30 3000K	OD Opal	DO Non-Dim	10 Black 11 White CU Custom	- XXXX
	P Wire Pendant	10 9.6W/m 486lm/m	90 CRI>90	35 3500K		DA DALI		
	D Rod Pendant	15 14.4W/m 729lm/m		40 4000K		SW Switch-Dim		
		28 28.8W/m 1457lm/m		50 5000K RGB3 RGBW 3000K RGB4 RGBW 4000K		CA Casambi D4 DALI RGBW C4 Casambi RGBW		